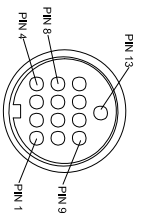


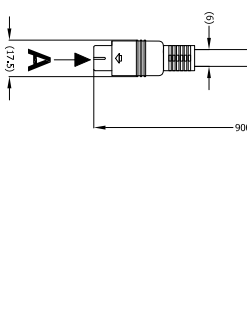
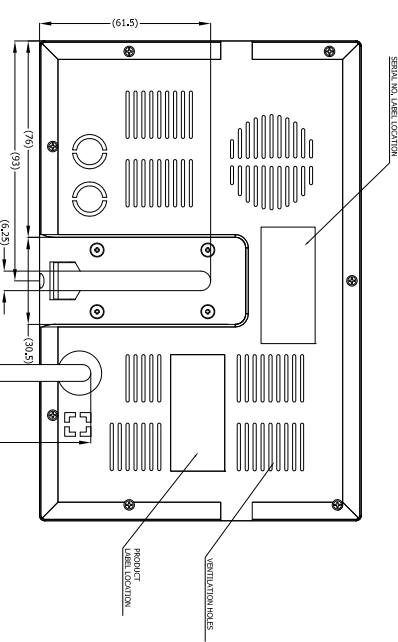
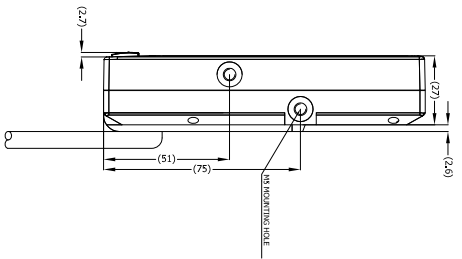
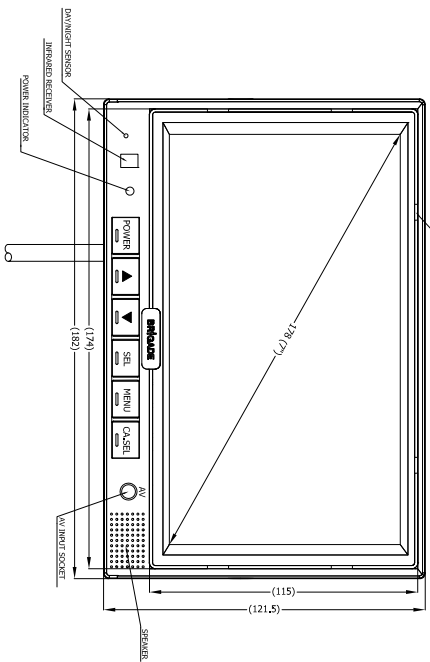
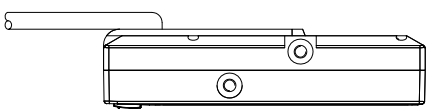
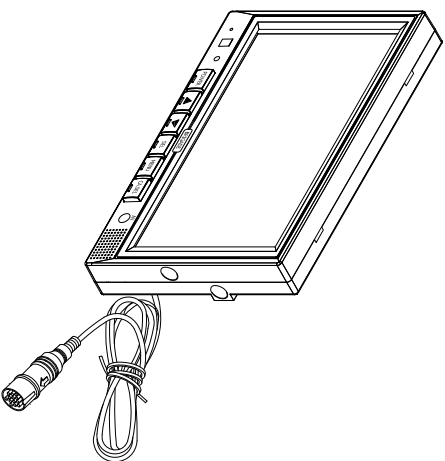
**Revision Notes:**  
 1. SOFTWARE VERSION UPDATED  
**Checked By:** LB    **Approved By:** DK    **Date Released:** 23/03/12

**VIEW A**



**13 PIN MALE MATING FACE**

PIN #	WIRE COLOUR	DESCRIPTION
1	RED	+12VAV
2	BROWN	TRIGGER3
3	BLACK	TRIGGER2
4	BLUE	TRIGGER1
5	PALE RED	GA1 TXZ OUT
6	GRAY	GA1 AUDIO
7	YELLOW	GA1 VIDEO
8	GREEN	GA2 TXZ OUT
9	PALE GREEN	GA2 AUDIO
10	WHITE	GA2 VIDEO
11	BLACK	GA3 TXZ OUT
12	BLACK	GA3 AUDIO
13	GRAY	GA3 VIDEO
14	BLACK	GROUND



- NOTES:**
1. DIMENSIONS IN MM.
  2. MATERIAL: ABS PLASTIC.
  3. FINISH: SOFT TOUCH BLACK PAINT.
  4. COLOUR OF CONNECTOR AIS BLACK.
  5. BRIGADE LOGO AFFIXED TO MONITOR MUST BE SILVER.
  6. REFER TO "PRODUCT SPECIFICATION" FOR MORE DETAILS.
  7. THE SILKSCREEN APPLIED TO THE BUTTONS MUST BE WHITE, ARIAL FONT & SIZE 9.
  8. FOR PRODUCT LABEL REFER TO LATEST REVISION OF DRAWING BE-001845-XX-11.
  9. FOR PRODUCT SERIAL NUMBER LABEL REFER TO LATEST REVISION OF DRAWING BE-001323-XX-10.
  10. FIRMWARE VERSION SV-M0127DC-MP13P-01-V1.8 TO BE PRELOADED TO THE MONITOR DURING MANUFACTURE.

**PROPRIETARY NOTICE**  
 THIS DESIGN AND TECHNICAL INFORMATION APPEARING ON THIS DRAWING IS THE PROPERTY OF BRIGADE ELECTRONICS, AND IS DISCLOSED IN CONFIDENCE. IT IS NOT TO BE COPIED, REPRODUCED, REVEALED TO OR EXPLOITED BY OTHERS, EITHER IN WHOLE OR IN PART WITHOUT THE EXPRESS WRITTEN CONSENT OF BRIGADE ELECTRONICS.



 Third Angle	<b>Assembly PI Approval</b> XINYU HUANG(29/10/12)	<b>Approved by</b> DKERAI	<b>Checked by</b> JINEMMAN	<b>Drawn by</b> MBUTLER
	<b>Angle of Projection</b>	<b>Units</b> mm	<b>Scale</b> N/A	<b>Released</b> 21/12/11
<b>Status</b> RELEASED	<b>VBV-770DM-M</b>			
<b>Stock Code</b> 3354A	<b>BE-001834-00-11</b>			